

High Performance White Surfaced Geomembranes

A LIGHT-REFLECTIVE GEOMEMBRANE

GSE White is a co-extruded, high density (HDPE) or linear low density (LLDPE) polyethylene geomembrane with a UV resistant and light reflective surface layer. The white layer is fully integrated with the primary black geomembrane layer; all of the excellent properties of GSE geomembranes are not altered.



[GSE White Evaporation Pond]


HIGH PERFORMANCE GSE WHITE

In addition to the benefits of a white light reflective surface layer are the remarkable characteristics of High Performance GSE products. High Performance GSE White is more than just a white surfaced geomembrane—it is specifically engineered to have excellent elongation properties, UV resistance, and extended lifetime; well above the industry standard!


BENEFITS OF USING A WHITE SURFACED GEOMEMBRANE

When using a black geomembrane, the amount of slack that is required to account for the thermal expansion and contraction can cause wrinkles in the liner system. These wrinkles introduce a variety of issues such as a drainage blocking, stress points in the material, and uneven stress distribution throughout the entire system. GSE White minimizes the required amount of slack and allows wrinkles to be smaller and easier to manage. The installer is able to deliver the best possible system and, in the end, increase the lifespan of the liner system.

Studies have shown that the temperature fluctuations that occur when using black geomembranes can cause moisture in the underlying layers to condense on the underside of the liner. This desiccating effect harms the clay or GCL layer beneath the liner and can also cause liquid build up at the base of slopes. With GSE White, the temperature fluctuations are lessened which in turn acts to maintain a stable moisture gradient below the liner.



GSE White Smooth



GSE White Textured

WHITE SURFACED GEOMEMBRANES

A geomembrane with a co-extruded white upper surface that is UV resistant and light reflective.

UTILIZING GSE WHITE CAN:

- Reduce wrinkles from thermal expansion
- Minimize risk of damage to liner caused by wrinkles
- Improve damage detection
- Minimize radiant heat buildup and reduce worker fatigue
- Improve visibility in low light applications

COMMON APPLICATIONS:

- Solid and Liquid Waste Containment
- Secondary Containment
- Mining
- Hazardous Waste Containment
- Pond Lining

IMPROVED DAMAGE DETECTION

Below the white reflective upper surface is a black primary layer which makes up the bulk of the geomembrane thickness. If any damage should occur, the black primary layer of the geomembrane will be exposed against the white surface layer making visual inspection easier.

UV RESISTANCE

Traditionally, carbon black is utilized in polyethylene geomembranes to provide protection from the sun because of its ability to absorb UV radiation and release it as heat. In the white surface layer however, a custom formulation is incorporated which uses UV stabilizers to provide excellent protection without the presence of carbon black.

MANUFACTURING CAPABILITIES

The white upper surface and the lower surface can be textured for increased frictional resistance. The bottom surface can be comprised of a conductive layer to enable liner integrity surveys to be performed following installation of the liner².

ENGINEERING SUPPORT

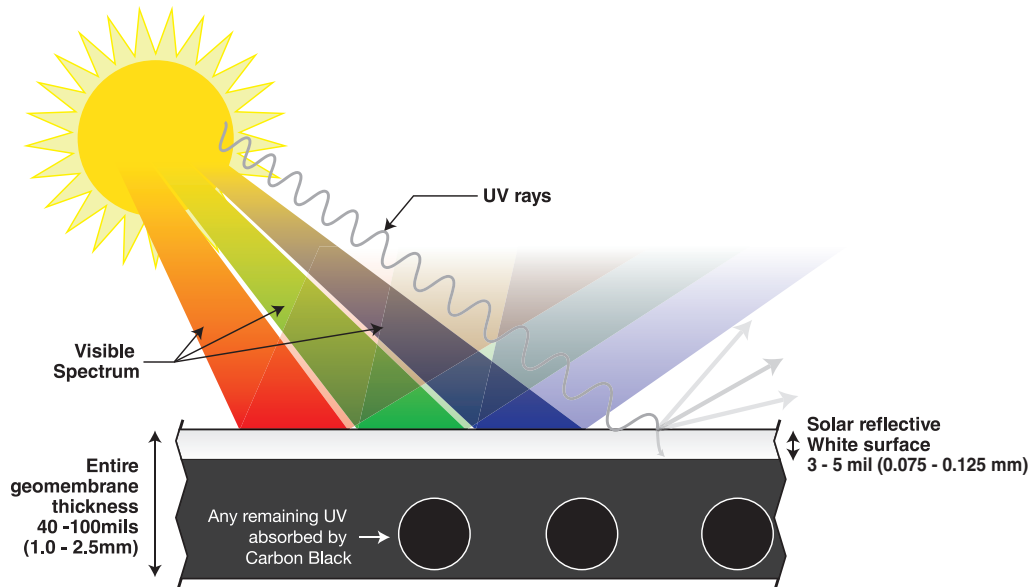
The GSE engineering support staff is available to help solve any issues you have with your project. It is comprised of a multidisciplinary group of professionals with knowledge across a wide range of products and their applications. This includes geomembranes, geosynthetic clay liners, geonets, geocomposites, and woven and nonwoven geotextiles.



[Floating Cover]

¹Refer to the application sheets for High Performance GSE Geomembranes for more information.

²Refer to the application sheet for Electrically Leak Location Gemembranes for your information.



[GSE White Geomembrane]

GSE is a leading manufacturer and marketer of geosynthetic lining products and services. We've built a reputation of reliability through our dedication to providing consistency of product, price and protection to our global customers.

Our commitment to innovation, our focus on quality and our industry expertise allow us the flexibility to collaborate with our clients to develop a custom, purpose-fit solution.

[DURABILITY RUNS DEEP] For more information on this product and others, please visit us at GSEworld.com, call 800.435.2008 or contact your local sales office.

